



2013 Annual Report



2013 Staff

Lisa Mariola
Dispatch Administrator

Laura Svoboda
Dispatch Supervisor

Lydia Cockrell
Full-time Dispatcher

Michelle Rees
Full-time Dispatcher

Zorese Meeks
Full-time Dispatcher

Debbie Sirk
Full-time Dispatcher

Christian Alaman
Full-time Dispatcher

Lisa Davet
Full-time Dispatcher

Dina Lelonis
Part-time Dispatcher

Kelli Lillash
Part-time Dispatcher

Releana Descott
Part-time Dispatcher

Ashley Welch
Part-time Dispatcher

Crystal Scott
Part-time Dispatcher

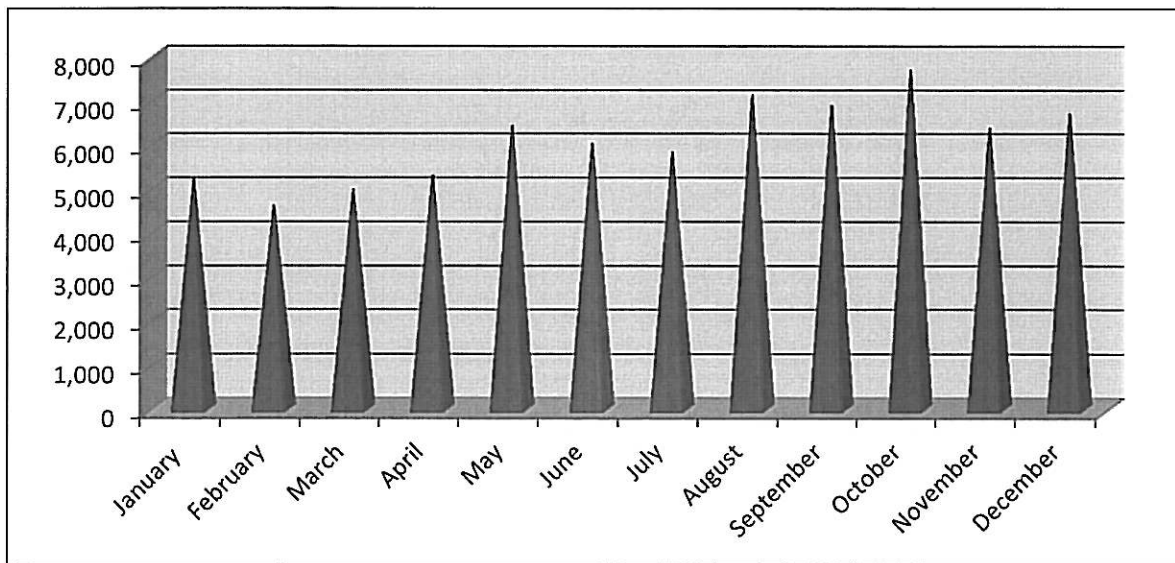


Table of Contents

- Incoming and Outgoing Phone Calls – 10 digit
- 9-1-1 Calls – Landline and Wireless
 - Chagrin Valley Dispatch
 - Cuyahoga County - 2013
 - Cuyahoga County 2012 and 2013 Comparison
- Radio Traffic
- LEADS Transactions
 - Dispatch
 - MDT's
- Calls for Service
- Calls for Service by Call Type

Chagrin Valley Dispatch
2013 Incoming and Outgoing Phone Calls*
***10 digit phone lines**

	Calls	Hours
January	5,214	62.98
February	4,618	53.16
March	4,990	61
April	5,306	65.77
May	6,439	76.68
June	6,038	78.96
July	5,832	73.58
August	7,136	91.46
September	6,904	88.73
October	7,711	101.28
November	6,391	84.84
December	6,716	86.89
Total	73,295	925.33



**CUYAHOGA COUNTY
ENHANCED 911 CALL METRICS REPORT
YEAR END TOTALS 2013**

	PSAP NAME	TOTAL WRLS	TOTAL LAND	TOTAL ALI	BASE WRLS	BASE LAND	BASE ALI (Total Calls)
1	BAY VILLAGE POLICE	722	957	1,679	715	957	1,672
2	BEACHWOOD POLICE	4,175	8,419	12,597	4,157	8,419	12,576
3	BEDFORD HEIGHTS POLICE	3,380	2,123	5,503	3,360	2,123	5,483
4	BEDFORD POLICE	2,985	2,361	5,346	2,967	2,361	5,328
5	BEREA POLICE	1,811	2,021	3,832	1,808	2,021	3,829
6	BRATENAHN POLICE	365	160	525	365	160	525
7	BRECKSVILLE POLICE	933	1,256	2,189	927	1,256	2,183
8	BROADVIEW HEIGHTS POLICE	2,371	2,301	4,672	2,366	2,301	4,667
9	BROOKLYN FIRE & POLICE	2,677	1,502	4,179	2,674	1,502	4,176
10	BROOKPARK POLICE	2,928	2,580	5,508	2,922	2,580	5,502
11	CHAGRIN FALLS POLICE	1,649	2,229	3,878	1,646	2,229	3,875
12	CLEVELAND HEIGHTS POLICE	6,799	6,112	12,911	6,781	6,112	12,893
13	CLEVELAND POLICE	277,512	123,775	411,287	235,507	133,775	369,282
14	CUYAHOGA HEIGHTS POLICE	1,938	1,361	3,299	1,932	1,361	3,293
15	EAST CLEVELAND FIRE & POLICE	11,648	7,720	19,368	10,675	7,720	18,395
16	EUCLID POLICE	12,822	7,832	20,654	12,808	7,832	20,640
17	FAIRVIEW PARK POLICE	1,440	1,242	2,682	1,432	1,242	2,674
18	GARFIELD HEIGHTS POLICE	6,919	5,206	12,125	6,889	5,206	12,095
19	* GATES MILLS POLICE	174	210	384	174	210	384
20	HIGHLAND HEIGHTS POLICE	840	1,843	2,683	833	1,843	2,676
21	INDEPENDENCE POLICE	2,244	2,280	4,524	2,239	2,280	4,519
22	LAKEWOOD POLICE	8,676	4,946	13,622	8,202	4,946	13,148
23	LYNDHURST POLICE	1,854	1,907	3,761	1,845	1,907	3,752
24	MAPLE HEIGHTS POLICE	6,377	4,255	10,632	6,347	4,255	10,602
25	MAYFIELD HEIGHTS POLICE	3,225	3,421	6,646	3,212	3,421	6,633
26	MAYFIELD VILLAGE POLICE	982	1,098	2,080	970	1,098	2,068
27	MIDDLEBURG HEIGHTS POLICE	2,364	2,841	5,205	2,348	2,841	5,189
28	NORTH OLMSTED POLICE	4,119	3,318	7,434	4,112	3,318	7,430
29	NORTH ROYALTON POLICE	1,892	2,149	4,041	1,884	2,149	4,033
30	NORTH RANDALL POLICE	731	1,212	1,943	725	1,212	1,937
31	OLMSTED FALLS POLICE	756	971	1,727	756	971	1,727
32	OLMSTED TOWNSHIP POLICE	521	1,969	2,493	518	1,969	2,487
33	PARMA HEIGHTS POLICE	2,318	2,315	4,633	2,308	2,315	4,623
34	PARMA POLICE	9,555	8,178	17,733	9,536	8,178	17,714
35	RICHMOND HEIGHTS POLICE	2,031	1,751	3,782	2,026	1,751	3,777
36	ROCKY RIVER POLICE	2,016	2,002	4,018	2,011	2,002	4,013
37	SOUTH EUCLID POLICE	3,697	2,771	6,468	3,689	2,771	6,460
38	SHAKER HEIGHTS POLICE	3,492	5,296	8,788	3,486	5,296	8,782
39	SOLOON POLICE	2,467	3,218	5,685	2,458	3,218	5,676
40	STRONGSVILLE POLICE	4,552	5,431	9,983	4,547	5,431	9,978
41	UNIVERSITY HEIGHTS POLICE	1,226	1,656	2,882	1,207	1,656	2,863
42	WALTON HILLS POLICE	1,163	1,258	2,421	1,154	1,258	2,412
43	WARRENSVILLE HEIGHTS POLICE	5,727	3,477	9,204	5,694	3,477	9,171
44	WESTLAKE POLICE	3,584	4,745	8,330	3,578	4,745	8,323
	Totals	419,657	253,675	683,336	375,790	263,675	639,465
45	CUYAHOGA CECOMS	1,244,750	1,567	1,246,317	757,395	1,567	758,962

* Calls from January - August, 2013 Consolidated with Chagrin Falls dispatch

LEGEND / DEFINITIONS

Total Wireless: All ALI Wireless bids, including re-bids
Total Land: All ALI Landline bids, including re-bids
Total ALI: All ALI bids by PSAP (wireless and landline) including re-bids
Base Wireless: Total Wireless calls, eliminating re-bids on same telephone number within a 1 minute window
Base Land: Total landline calls, eliminating re-bids on same telephone number within a 1 minute window
Base ALI: Total Wireless and landline calls, eliminating re-bids on same telephone number within a 1 minute window

ALI (Automatic Location Identification): Information that displays the name and location associated with the caller's telephone number
Re-bid: A query by the PSAP for an updated ALI record
Landline: Voice call transmitting over the public switched telephone network (standard home telephone)
Wireless: Voice calls transmitting over the cellular network (AT&T, Verizon, Sprint, etc.)

**CUYAHOGA COUNTY
ENHANCED 911 CALL METRICS REPORT
COMPARISON CHART OF 2012 AND 2013 TOTALS**

	PSAP NAME	2012 BASE WIRELESS	2013 BASE WIRELESS	2012 BASE LAND	2013 BASE LAND	2012 BASE ALI	2013 BASE ALI
1	BAY VILLAGE POLICE	788	715	1,111	957	1,899	1,672
2	BEACHWOOD POLICE	3,563	4,157	7,718	8,419	11,281	12,576
3	BEDFORD HEIGHTS POLICE	3,203	3,360	2,436	2,123	5,636	5,483
4	BEDFORD POLICE	2,718	2,967	2,643	2,361	5,361	5,328
5	BEREA POLICE	1,744	1,808	1,975	2,021	3,719	3,829
6	BRATENAHL POLICE	449	365	172	160	621	525
7	BRECKSVILLE POLICE	998	927	1,265	1,256	2,263	2,183
8	BROADVIEW HEIGHTS POLICE	2,384	2,366	2,580	2,301	4,964	4,667
9	BROOKLYN FIRE & POLICE	2,528	2,674	1,579	1,502	4,107	4,176
10	BROOKPARK POLICE	2,932	2,922	2,932	2,580	5,864	5,502
11	CHAGRIN FALLS POLICE	1,430	1,646	2,303	2,229	3,733	3,875
12	CLEVELAND HEIGHTS POLICE	6,541	6,781	6,622	6,112	13,163	12,893
13	CLEVELAND POLICE	227,452	235,507	152,658	133,775	380,110	369,282
14	CUYAHOGA HEIGHTS POLICE	1,551	1,932	1,484	1,361	3,035	3,293
15	EAST CLEVELAND FIRE & POLICE	10,461	10,675	8,991	7,720	19,452	18,395
16	EUCLID POLICE	11,548	12,808	8,670	7,832	20,218	20,640
17	FAIRVIEW PARK POLICE	1,454	1,432	1,198	1,242	2,652	2,674
18	GARFIELD HEIGHTS POLICE	6,348	6,889	5,198	5,206	11,546	12,095
19	* GATES MILLS POLICE	299	174	216	210	515	384
20	HIGHLAND HEIGHTS POLICE	772	833	1,861	1,843	2,633	2,676
21	INDEPENDENCE POLICE	2,423	2,239	2,324	2,280	4,747	4,519
22	LAKEWOOD POLICE	8,335	8,202	5,234	4,946	13,569	13,148
23	LYNDHURST POLICE	1,709	1,845	1,858	1,907	3,567	3,752
24	MAPLE HEIGHTS POLICE	5,521	6,347	4,410	4,255	9,931	10,602
25	MAYFIELD HEIGHTS POLICE	3,437	3,212	4,153	3,421	7,590	6,633
26	MAYFIELD VILLAGE POLICE	706	970	911	1,098	1,617	2,068
27	MIDDLEBURG HEIGHTS POLICE	2,398	2,348	2,881	2,841	5,279	5,189
28	NORTH OLMSTED POLICE	4,035	4,112	3,593	3,318	7,628	7,430
29	NORTH ROYALTON POLICE	2,099	1,884	2,293	2,149	4,392	4,033
30	NORTH RANDALL POLICE	739	725	1,010	1,212	1,749	1,937
31	OLMSTED FALLS POLICE	785	756	693	971	1,478	1,727
32	OLMSTED TOWNSHIP POLICE	499	518	1,818	1,969	2,317	2,487
33	PARMA HEIGHTS POLICE	2,243	2,308	2,565	2,315	4,808	4,623
34	PARMA POLICE	9,255	9,536	8,763	8,178	18,018	17,714
35	RICHMOND HEIGHTS POLICE	1,893	2,026	1,718	1,751	3,611	3,777
36	ROCKY RIVER POLICE	1,862	2,011	2,255	2,002	4,117	4,013
37	SOUTH EUCLID POLICE	3,329	3,689	3,086	2,771	6,415	6,460
38	SHAKER HEIGHTS POLICE	3,441	3,486	6,035	5,296	9,477	8,782
39	OLON POLICE	2,192	2,458	3,299	3,218	5,493	5,676
40	STRONGSVILLE POLICE	4,654	4,547	5,340	5,431	9,994	9,978
41	UNIVERSITY HEIGHTS POLICE	1,190	1,207	2,041	1,656	3,231	2,863
42	WALTON HILLS POLICE	667	1,154	871	1,258	1,538	2,412
43	WARRENSVILLE HEIGHTS POLICE	5,277	5,694	3,724	3,477	9,001	9,171
44	WESTLAKE POLICE	3,535	3,578	4,918	4,745	8,453	8,323
	Totals	361,387	375,790	289,405	263,675	650,792	639,465
45	CUYAHOGA CECOMS	756,952	757,395	1,435	1,567	758,387	758,962

* Calls from January - August, 2013 Consolidated with Chagrin Falls Dispatch

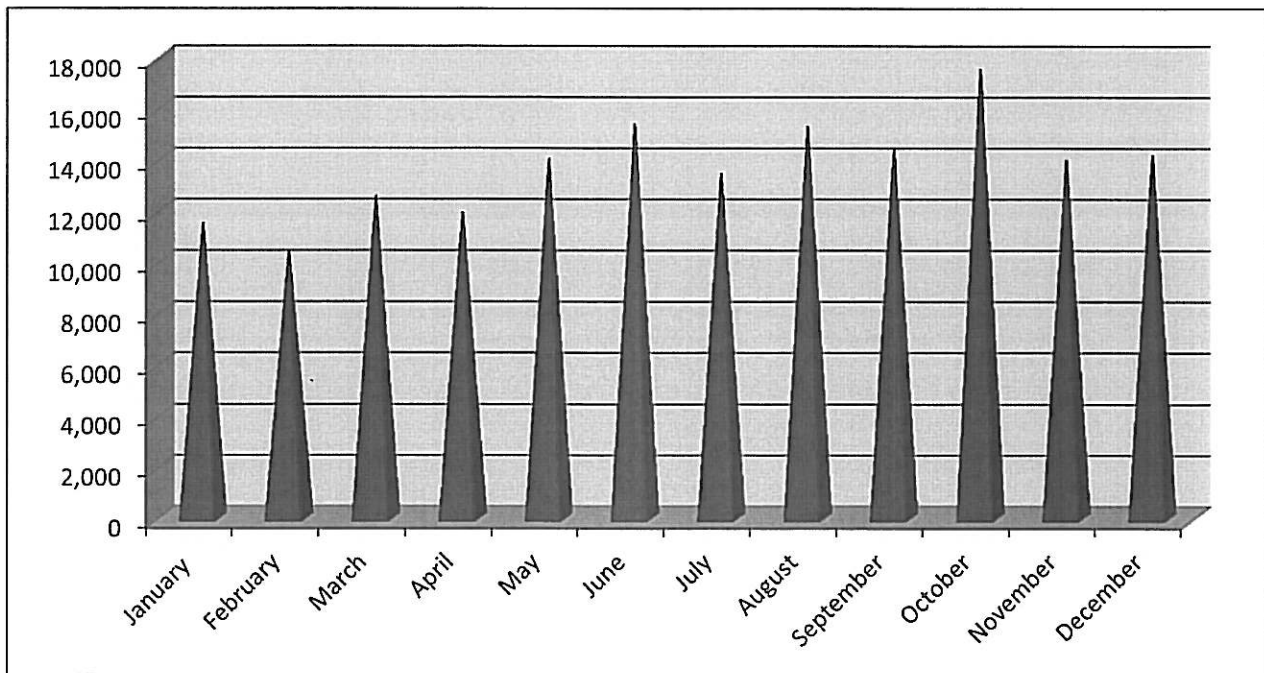
LEGEND / DEFINITIONS

Total Wireless: All ALI Wireless bids, including re-bids
Total Land: All ALI Landline bids, including re-bids
Total ALI: All ALI bids by PSAP (wireless and landline) including re-bids
Base Wireless: Total Wireless calls, eliminating re-bids on same telephone number within a 1 minute window
Base Land: Total landline calls, eliminating re-bids on same telephone number within a 1 minute window
Base ALI: Total Wireless and landline calls, eliminating re-bids on same telephone number within a 1 minute window

ALI (Automatic Location Identification): Information that displays the name and location associated with the caller's telephone number
Re-bid: A query by the PSAP for an updated ALI record
Landline: Voice call transmitting over the public switched telephone network (standard home telephone)
Wireless: Voice calls transmitting over the cellular network (AT&T, Verizon, Sprint, etc.)

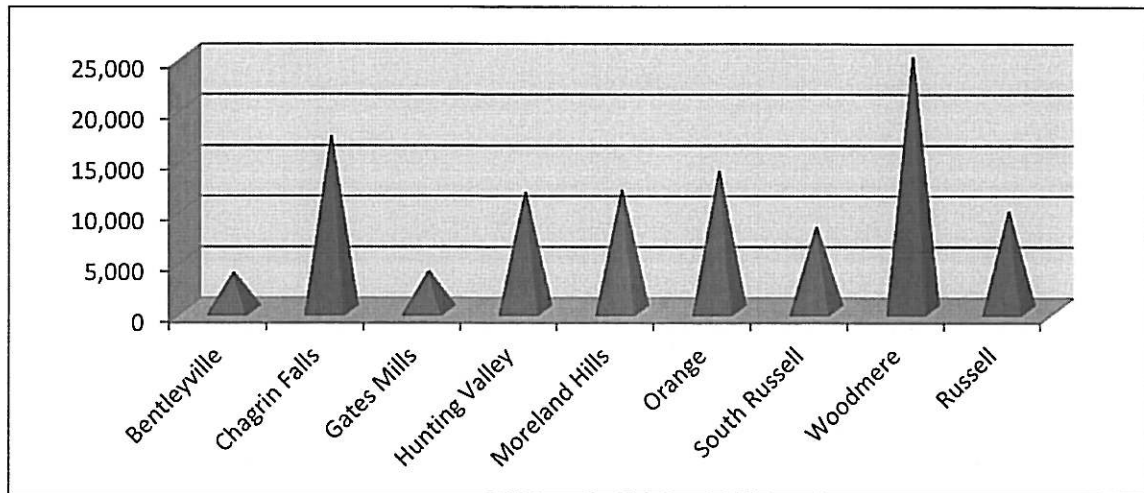
Chagrin Valley Dispatch 2013 Radio Transmissions

	Police Main (hours)	Police Back-up (hours)	Fire (hours)	Total Transmissions
January	44.18	1.81	10.2	11,551
February	40.43	1.57	9.6	10,422
March	49.82	2.08	9.88	12,614
April	47.79	1.99	8.02	11,943
May	57.33	2.33	9.65	14,071
June	54.68	6.03	10.03	15,431
July	51.62	3.03	11.01	13,476
August	60.99	2.5	9.94	15,332
September	56.21	3.03	9.06	14,427
October	64.43	5.56	5.56	17,580
November	53.86	2.93	9.53	14,010
December	54.57	2.41	10.38	14,205
Total	635.91	35.27	112.86	165,062



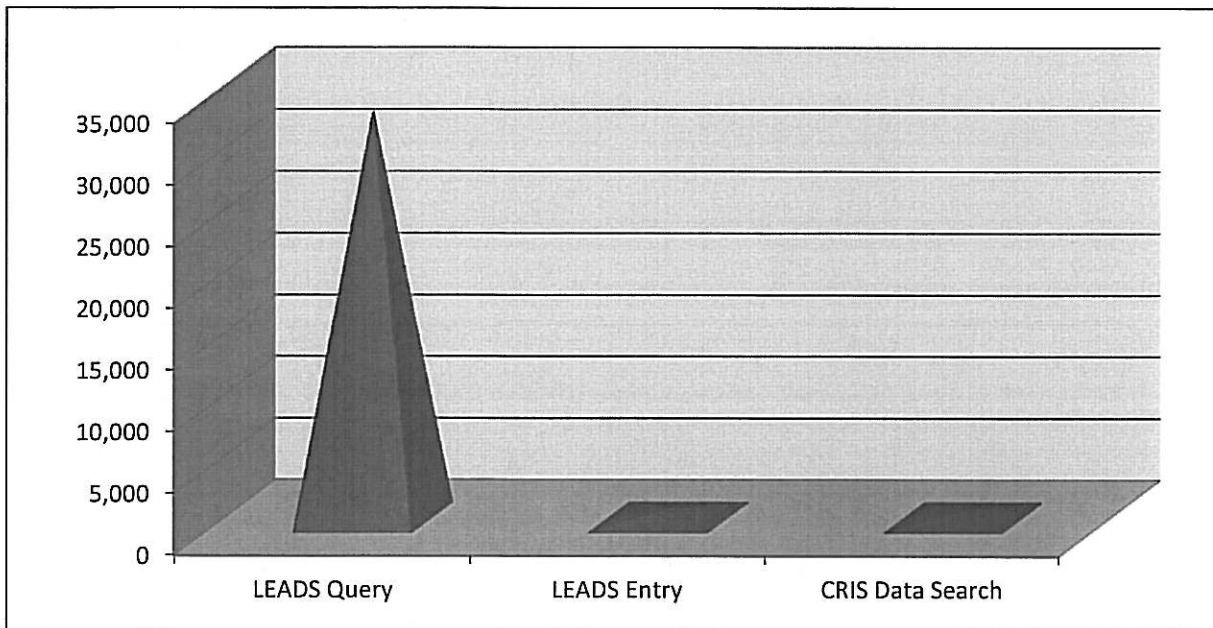
Chagrin Valley Dispatch 2013 LEADS Transactions run through the MDT's

Department	Transactions
Bentleyville	3,728
Chagrin Falls	17,186
Gates Mills	3,880
Hunting Valley	11,643
Moreland Hills	11,910
Orange	13,759
South Russell	8,243
Woodmere	24,985
Russell	9,797
Total	105,131



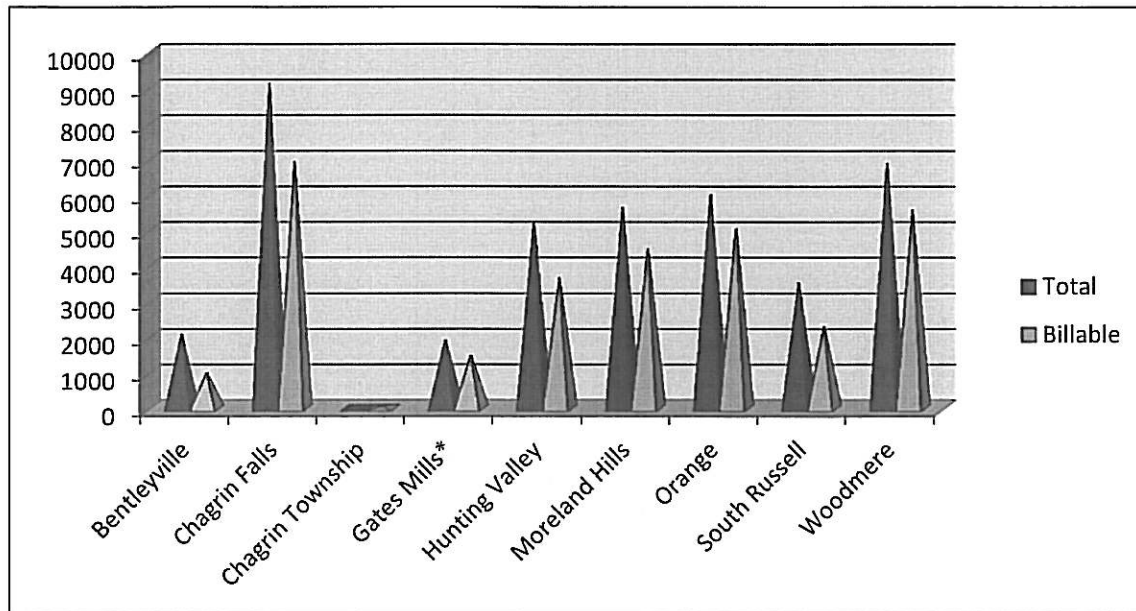
Chagrin Valley Dispatch
2013 LEADS Transactions run through the MDT's

LEADS Query	32,917
LEADS Entry	653
CRIS Data Search	459
Total	34,029



Chagrin Valley Dispatch 2013 Calls For Service

	Total	Billable
Bentleyville	2103	1009
Chagrin Falls	9145	6959
Chagrin Township	74	70
Gates Mills*	1928	1494
Hunting Valley	5217	3682
Moreland Hills	5670	4493
Orange	6022	5067
South Russell	3544	2315
Woodmere	6904	5586
Total	40607	30675



*Gates Mills data is from August 5th, 2013 through December 31st, 2013

**Chagrin Valley Dispatch
2013 Calls for Service**

	Bentleyville	Chagrin Falls	Chagrin Twp.	Gates Mills	Hunting Valley	Moreland Hills	Orange	South Russell	Woodmere	Total
911 HANG UP	10	60	3	2	33	35	87	27	57	314
911 MALFUNCTION	0	2	0	0	8	1	1	1	0	13
911 MISCELLANEOUS	1	33	2	1	10	28	24	8	21	128
911 WRONG NUMBER	1	20	1	3	1	15	48	7	35	131
A.I.U. CALL OUT	0	9	0	0	2	0	2	3	0	16
ABANDONED VEHICLE	0	6	0	0	1	1	1	1	0	10
ALARM DROP	72	355	5	151	224	453	385	101	267	2,013
ALARM TEST	0	56	1	21	25	6	5	5	134	253
ALARMS-AUTO	0	7	0	0	0	0	0	1	2	10
ALARMS-CO DETECTOR	2	6	0	7	11	12	14	10	3	65
ALARMS-FIRE	10	107	1	14	49	48	67	7	49	352
ALARMS-MEDICAL	3	15	0	1	1	5	19	6	3	53
ALTERCATION-TRAFFIC	0	2	0	0	0	1	1	0	2	6
ALZHEIMER'S PATIENT	0	0	0	0	0	0	1	0	0	1
ANIMAL AT LARGE	13	82	4	13	25	60	46	42	16	301
ANIMAL BITES	0	2	0	0	0	0	2	0	0	4
ANIMAL FOUND	3	7	0	6	1	6	2	3	0	28
ANIMAL LOST	1	6	0	6	6	7	8	3	1	38
ANIMAL- MISC.	22	73	3	17	20	44	40	25	27	271
ANIMAL NOISES	2	26	0	1	0	13	8	5	4	59
ANIMAL WARDEN DISPATCHED	0	3	0	0	0	0	6	0	0	9
ARSON-(FREE TEXT)	0	1	0	0	0	0	0	0	0	1
ASSAULT	0	1	0	0	0	0	3	0	2	6
ASSIST-FIRE DEPARTMENT	0	28	0	5	5	9	15	9	3	74
ASSIST-GENERAL	18	221	0	28	51	69	92	43	105	627
ASSIST-OTHER DEPT	12	34	0	2	6	25	39	20	11	149
ASSIST-RESCUE SQUAD	1	0	0	0	0	0	0	0	0	1
ATT THEFT FROM BUILDING	0	0	0	0	0	0	0	0	2	2
ATTEMPT B & E - RESIDENCE	0	0	0	2	0	0	1	0	3	6
ATTEMPT GT VEHICLE	0	1	0	0	0	0	0	0	0	1
ATTEMPT TO LOCATE	82	94	0	16	82	108	127	82	104	695
ATTEMPTED SUICIDE	0	3	0	0	1	2	0	3	0	9
AUTO REPOSESSED	0	1	0	0	0	0	2	2	3	8
AUTOMATIC MUTUAL RESPONSIB	0	0	0	0	0	1	5	0	0	6
BAR CHECK	0	0	0	0	0	1	0	1	1	3
BOMB THREAT	0	1	0	0	0	0	0	0	0	1
BOND PICK UP	1	4	0	0	1	2	8	0	4	20
BOX 100	0	6	0	0	0	0	0	0	0	6
BREAKING AND ENTERING	0	7	0	1	0	4	5	2	4	23
BUILDING CHECK	0	15	0	0	0	1	0	3	5	24
BURGLARY	2	2	0	0	0	1	3	0	3	11
BUSINESS CHECK	0	2	0	0	1	2	1	4	18	28
CAD EVENT	0	0	0	13	0	0	0	0	0	13

Chagrin Valley Dispatch
2013 Calls for Service

	Bentleyville	Chagrin Falls	Chagrin Twp.	Gates Mills	Hunting Valley	Moreland Hills	Orange	South Russell	Woodmere	Total
CANCEL ATTEMPT TO LOCATE	6	6	0	1	6	6	6	6	6	43
CAR SEAT INSTALL/INSPECTIO	0	0	0	1	0	0	3	0	0	4
CHILD ABUSE-REPORTED	0	0	0	0	0	0	0	0	1	1
CHILD ENDANGERMENT	0	1	0	0	0	0	0	0	4	5
CIVIL MATTER	0	2	0	0	0	0	2	0	1	5
COMPLAINTS-BUSINESS	0	4	0	1	0	0	3	1	2	11
COMPLAINTS-CUSTOMER	0	5	0	0	0	1	6	0	9	21
COMPLAINTS-FIREWORKS	5	5	0	0	2	4	0	6	2	24
COMPLAINTS-GENERAL	2	66	0	10	10	28	44	25	42	227
COMPLAINTS-JUVENILE	2	59	0	5	3	4	10	10	22	115
COMPLAINTS-SOLICITOR	4	5	0	6	0	9	11	3	7	45
CONTRABAND/FORFEITURE	0	0	0	0	0	1	0	0	0	1
COUNCIL MAIL - DELIVERED	0	0	0	1	0	1	0	0	2	4
COUNTERFEITING	0	1	0	0	0	0	2	0	3	6
COURT	1	25	0	12	9	25	7	5	13	97
CRIMINAL DAMAGE	0	2	0	0	0	1	0	0	0	3
CRIMINAL MISCHIEF	1	14	0	0	0	0	1	0	0	16
CURFEW	0	0	0	0	0	0	0	0	1	1
CUSTODY DISPUTE	0	2	0	0	0	5	0	4	2	13
DAMAGE TO MAILBOX	1	4	0	3	3	4	10	3	1	29
DAMAGE TO PROPERTY	0	23	0	2	2	6	11	3	8	55
DAMAGE TO VEHICLE	1	13	0	1	1	1	5	2	12	36
DEBRIS ON STREET	1	8	0	8	4	12	16	3	4	56
DEER KILL	3	7	0	8	29	9	10	9	2	77
DEPARTMENTAL INFORMATION	23	133	0	32	45	37	45	22	64	401
DETAIL	52	409	0	95	110	137	81	81	405	1,370
DETAIL - SPECIAL, NON-TRAF	0	0	0	0	0	1	0	0	0	1
DISABLED MOTOR VEHICLE	33	141	3	51	106	100	237	19	74	764
DISORDERLY CONDUCT	0	6	0	0	0	0	5	1	3	15
DISPUTE	0	4	0	0	0	1	3	2	6	16
DISTURBANCE	0	17	0	0	2	6	17	8	17	67
DOA AND BODY FOUND	0	1	0	1	0	0	2	5	0	9
DOMESTIC	0	5	0	0	1	2	11	11	7	37
DOMESTIC DISPUTE	0	8	0	1	0	3	5	4	8	29
DRIVE OFF	0	1	0	0	0	2	1	1	0	5
EQUIPMENT FAILURE/MALFUNC	0	5	0	1	0	0	0	0	0	6
ERRAND/CITY BUSINESS	0	0	0	6	0	0	0	0	0	6
ERRANDS	2	5	0	6	0	2	1	2	16	34
ERRATIC DRIVER	8	70	0	13	27	40	41	28	24	251
ERV CALLOUT	0	0	0	0	0	0	9	0	0	9
ESCORT	0	18	0	2	2	1	11	1	180	215
FAMILY DISPUTE	0	0	0	0	0	0	0	0	1	1
FIGHT- DISTURBANCE	0	2	0	0	0	0	2	1	1	6

**Chagrín Valley Dispatch
2013 Calls for Service**

	Bentleyville	Chagrín Falls	Chagrín Twp.	Gates Mills	Hunting Valley	Moreland Hills	Orange	South Russell	Woodmere	Total
FINGERPRINTING	0	30	0	4	1	4	5	2	16	62
FIRE- AUTO	0	1	0	0	0	0	6	0	2	9
FIRE- GENERAL	5	20	0	5	4	10	15	13	4	76
FIRE- GRASS	0	0	0	0	0	0	2	1	3	6
FIRE- OFFICE BUILDING	0	1	0	0	0	0	0	0	1	2
FIRE- RESIDENTIAL	0	3	0	0	0	3	1	1	0	8
FLEE AND ELUDE	0	1	0	0	0	0	0	0	0	1
FOLLOW UP INVESTIGATION	15	361	1	23	17	63	117	36	72	705
FOOT PATROL	0	33	0	0	2	5	0	0	86	126
FORGERY	0	1	0	0	0	0	0	0	0	1
FOUND PROPERTY	3	121	0	9	3	3	11	3	16	169
FRAUD	1	19	0	1	1	1	6	3	5	37
FUEL	6	99	0	0	1	0	0	0	6	112
FUNERAL DETAIL	0	1	0	0	0	0	0	0	0	1
GARAGE SALE PERMIT	0	12	0	0	0	0	0	1	0	13
GAS ODOR	1	12	1	0	1	11	3	2	0	31
GENERAL ASSIST	0	0	0	0	0	1	0	0	0	1
GRAND THEFT	0	0	0	0	0	0	1	0	0	1
GRAND THEFT- VEHICLE	0	0	0	0	0	0	2	0	2	4
GUARDIAN CALL - WELFARE CH	0	0	0	0	0	7	53	4	3	67
GUN SHOTS	2	5	0	2	3	7	3	3	1	26
HANDICAPPED PARKING VIO.	0	2	0	0	1	1	1	0	1	6
HARASSING- COMMUNICATION	0	19	1	3	0	4	14	7	1	49
HARASSMENT- GENERAL	1	8	0	1	0	1	4	1	5	21
HAZ MAT CALL OUT	0	2	0	0	0	0	1	0	0	3
HIGH WATER	0	0	0	0	1	0	0	2	0	3
HIT SKIP ACCIDENT	0	16	0	0	0	5	6	4	13	44
HITCH-HIKING	0	0	0	0	0	0	0	0	1	1
HOUSE WATCH	25	320	2	60	74	29	18	56	5	589
IDENTITY THEFT	0	18	0	1	0	5	0	0	2	26
ILLEGAL DUMPING	0	2	0	0	0	3	1	0	1	7
INDECENT EXPOSURE	0	1	0	0	0	0	0	0	0	1
INJURY TO OFFICER	0	1	0	0	0	0	0	0	0	1
JUVENILE DIVERSION	0	1	0	0	0	0	0	0	0	1
JUVENILE-TRUANT	1	4	0	0	0	0	0	0	0	5
K9- CALL OUT	0	0	0	0	1	0	0	0	0	1
LINES DOWN	0	41	0	7	9	13	5	10	1	86
LOCK-OUT GENERAL	1	13	0	2	1	2	12	8	6	45
LOCK-OUT HOUSE	1	18	0	3	0	6	7	3	3	41
LOCK-OUT VEHICLE	5	178	2	14	19	43	113	50	177	601
LOST PROPERTY	0	23	0	0	2	2	2	1	11	41
LOST PROPERTY - CELL PHONE	0	4	0	0	0	0	0	0	1	5
MENACING	0	2	0	0	0	0	1	0	0	3

**Chagrin Valley Dispatch
2013 Calls for Service**

	Bentleyville	Chagrin Falls	Chagrin Twp.	Gates Mills	Hunting Valley	Moreland Hills	Orange	South Russell	Woodmere	Total
PROTECTION ORDER VIOLATION	0	0	0	0	0	0	0	0	1	1
PROWLER	1	0	0	0	0	0	0	0	0	1
PUBLIC ASSIST	1	17	0	8	4	4	4	5	15	58
RANGE	0	17	0	1	10	17	5	1	2	53
RAPE	0	0	0	0	0	0	0	0	1	1
RECKLESS OPERATION OF MV	1	1	0	1	1	1	1	0	2	8
RECORD CHECKS	13	288	0	1	14	43	27	13	22	421
RECOVERED PROPERTY	0	1	0	0	0	0	0	0	0	1
RECOVERED STOLEN VEH - FOF	0	0	0	0	1	0	0	0	0	1
RECOVERED STOLEN VEH-BY U.	0	0	0	0	0	0	0	0	1	1
REGISTRATION CHECK	9	45	0	1	22	43	35	8	21	184
REPOSSESS VEHICLE	0	11	0	0	1	0	10	6	6	34
RESTRAINT ORDER VIOLATION	1	0	0	0	1	0	0	0	0	2
ROAD CONDITION	0	0	0	1	0	0	0	0	0	1
ROAD HAZARD	1	11	0	1	1	1	1	1	4	21
ROBBERY	0	0	0	0	0	0	1	0	2	3
SALT CREW NOTIFICATIONS	3	34	0	1	16	31	47	1	49	182
SCHOOL BUS VIOLATION	0	6	0	0	1	1	0	0	0	8
SCHOOL DETAIL	0	127	0	14	165	187	1	5	0	499
SERVING CITATION	0	5	0	0	0	0	0	0	1	6
SEXUAL IMPOSITION	0	0	0	0	1	0	0	1	0	2
SHIFT CALL IN	1,036	925	0	302	1,324	1,018	818	1,140	1,012	7,575
SHOPLIFTING	0	8	0	0	0	0	0	2	9	19
SICK CALL	14	58	0	5	4	21	11	0	89	202
SKATEBOARDING COMPLAINT	0	2	0	0	0	1	0	0	6	9
SMART TRAILER-SET UP	0	0	0	1	0	0	0	0	0	1
SNOW/ICE COMPLAINTS	1	5	1	0	3	4	4	0	0	18
SOLICITING	0	0	0	0	0	3	3	1	0	7
SPECIAL ATTENTION	1	45	0	32	12	12	17	9	11	139
SPECIAL INFORMATION	0	2	0	0	0	0	0	0	0	2
SPEED BOX	0	1	0	0	3	0	0	0	0	4
SQUAD CALL-GENERAL	27	441	6	24	32	199	347	217	107	1,400
STALKING	0	1	0	0	0	0	0	0	1	2
STOLEN VEHICLE	0	2	0	0	0	0	6	0	4	12
STREET LIGHT OUT	0	6	0	0	0	0	0	0	0	6
SUBPOENAS SERVED	0	20	0	0	0	0	0	0	0	20
SUICIDE	0	2	0	0	0	0	0	0	0	2
SUMMONS SERVED	0	18	0	0	0	5	2	1	0	26
SUSPICION	9	83	1	11	16	37	54	29	20	260
SUSPICIOUS MAIL	0	0	0	0	0	0	0	1	0	1
SUSPICIOUS NOISES	1	5	1	0	5	9	8	4	2	35
SUSPICIOUS PERSON	8	59	1	9	12	31	46	20	25	211
SUSPICIOUS VEHICLE	10	66	5	16	46	89	93	40	35	400

**Chagrin Valley Dispatch
2013 Calls for Service**

	Bentleyville	Chagrin Falls	Chagrin Twp.	Gates Mills	Hunting Valley	Moreland Hills	Orange	South Russell	Woodmere	Total
SWAT CALL OUT	0	3	0	2	0	0	0	1	1	7
TELETYPE SIGN	1	1	0	0	16	0	0	0	0	27
THEFT-BICYCLE	0	3	0	0	0	0	0	0	0	3
THEFT-FREE TEXT	3	52	0	3	5	10	28	5	39	145
THEFT-FROM AUTO	1	3	0	0	2	1	9	1	0	17
THREATS	0	6	0	0	0	1	7	2	9	25
TORNADO ALERT	0	11	0	0	0	0	0	5	0	16
TOW - RELEASE	0	20	0	5	0	2	8	0	42	77
TOW-AUTO TOW	0	4	0	0	0	2	0	0	1	7
TRAFFIC ALTERCATION	0	0	0	0	0	0	0	1	0	1
TRAFFIC COMPLAINT	10	75	0	15	15	31	26	13	15	200
TRAFFIC CONTROL DEVICES	1	21	0	3	10	3	12	8	8	66
TRAFFIC DETAIL	1	62	0	63	12	14	6	2	14	174
TRAFFIC HAZARD	1	16	1	1	7	4	9	2	1	42
TRAFFIC STOP	227	845	19	343	1,869	1,592	1,153	589	2,089	8,726
TRAINING-IN SERVICE	0	21	1	3	6	3	11	4	6	55
TRANSPORT	1	4	0	0	1	0	4	3	5	18
TREE DOWN	5	17	3	37	17	19	4	1	0	103
TRESPASSING	0	6	0	1	2	2	5	5	1	22
UNAUTHORIZED USE OF AUTO	0	1	0	0	0	1	0	0	3	5
UNAUTHORIZED USE OF CRDT C	0	1	0	0	0	0	0	0	0	1
UNDERAGE PURCHASE-ALCOHC	0	1	0	0	0	0	0	0	0	1
UNDERAGE-CONSUMPTION/POS	0	4	0	0	0	0	0	0	1	5
UNRULY JUVENILE	0	4	0	0	0	2	1	0	3	10
UNWANTED GUEST-DISTURBAN	0	8	0	0	0	0	10	1	17	36
UTILITIES-PUBLIC	6	51	1	8	12	21	10	16	8	133
VANDALISM	0	5	0	3	4	1	3	2	8	26
VEHICLE MAINTENANCE/WASH	1	74	0	9	47	11	2	4	29	177
VENDOR - SERVICE	0	102	0	0	0	0	0	1	2	105
VOICE STRESS TEST -CVSA	0	6	0	0	0	0	0	0	0	6
WARRANT CONFIRMATION	8	8	0	7	10	15	70	0	20	138
WARRANT ENTERED IN LEADS	11	19	0	5	11	35	122	6	35	244
WARRANT ON FILE AT PD	0	8	0	0	0	0	0	0	0	8
WARRANT REMOVED FROM LEA	11	17	0	5	17	26	101	3	25	205
WARRANT SERVICE-ARREST	1	22	0	1	1	7	7	2	6	47
WEAPON OFFENSE	0	0	0	0	0	0	1	0	0	1
WELFARE CHECK	7	62	0	12	10	39	42	26	37	235
WELFARE CHECK - SCHE	0	0	0	1	0	0	0	0	0	1
WORK ORDER	0	8	0	0	0	0	0	0	0	8
Total	2,103	9,145	74	1,928	5,217	5,670	6,022	3,544	6,904	40,607